


# Flexible energy and data transmission



## Cable trolleys

# Flexible energy and data transmission with cable trolleys

## Programme 210

Steel rope

Load capacity: up to 20 kg



### Application:

For light energy supply systems with 1 to 3 cables. For applications which do not allow the installation of C-rails. Suitable for indoor and outdoor use.

### Trolley design:

Flat cable trolleys with one or two rollers with a support diameter of 50 and 80 mm.

Round cable trolleys with one or two rollers with hook for cable collars or ball joint for cable clips. Ideal control unit trolley.

**Track:** Straight

Rope programme		210	215
Rope diameter	[mm]	6 - 8	8 - 12
Max. load capacity/trolley	[kg]	6	20
Max. travel speed	[m/min]	40	50
Max. system length	[m]	30	100

## Programme 230 - 260

C-rail

Load capacity: up to 125 kg



### Application:

As energy supply system from light (programme 230) to heavy (programme 260) design. C-rail systems are used for very different applications: crane, manufacturing, hoist units, transport systems, conservation technology, special engineering etc.. C-rails are galvanized or made of stainless steel (programme 230 and 240).

There are special versions available for explosion-proof areas. Suitable for indoor and outdoor use.

### Trolley design:

Flat cable trolleys with support diameters of 50 to 400 mm. Round cable trolleys with u-bolt or ball joint for cable clips. Special designs for special applications.

Ideal control unit trolley.

**Track:** Straight, only partially for curved tracks

C-rail-programme		230	240	250	255	260
Rail dimensions	[mm]	30x32x2 (1,5)	40x40x2,5	50x50x3,5	63x63x4	80x80x5
Max. load capacity/trolley	[kg]	20	32	50	80	125
Max. travel speed	[m/min]	100	125	125	150	150
Max. system length	[m]	80	120	150	150	150

# Flexible energy and data transmission with cable trolleys

## Programme 270-280

◊ Square rail



Load capacity: up to 36 kg

### Application:

Energy supply systems on square rail are predominately used on circular and curved tracks or in very dusty environment (e.g. in silo works). These systems guarantee a perfect function even on variable levels.

Our square rails are galvanized or made of stainless steel (only programme 270).

There are special types available for explosion-proof environment. Suitable for indoor and outdoor use.

### Trolley design:

Flat cable trolleys with support diameters of 50 to 400 mm. Round cable trolleys with hook or ball joint for cable clip. Special designs for special applications.

**Track:** Straight, circular and curved tracks

Square rail programme		270	280
Rail dimensions	[mm]	30x30x2	40x40x3
Max. load capacity/trolley	[kg]	25	36
Max. travel speed	[m/min]	70	80
Max. Systemlength	[m]	150	200

## Programme 220-330

I I-beam



Load capacity: up to 200 kg

### Application:

For ordinary applications we can also provide cable trolleys for I-beams of a complete plastic/aluminium construction (programme 220). Cable trolleys made of galvanized or stainless steel (programme 320 - 330) are used for light and medium operating conditions (e.g. bridge cranes).

### Trolley design:

The cable trolleys are designed for the transport of flat and round cables as well as hoses on all standard I-beams. The cables are fixed in groups on the centric supports by means of a clamping bar. The rollers (with or without flange), main and anti-lift rollers are available with steel or plastic runners. Tension relief ropes and damping devices help to improve the travelling behaviour.

I-beam programme		220	320	325	330
Max. roller diameter	[mm]	40	40 (50)	50 (63)	63
Max. load capacity/trolley	[kg]	20	80	125	200
Max. travel speed	[m/min]	50	100	120	150
Support diameter	[mm]	50	80/125/160	125/160/200	125/160/200

# Flexible energy and data transmission with cable trolleys

## Programme 340-360

**I** I-beam



Load capacity: up to 250 kg

### Operating conditions:

For high-speed cable trolleys with higher load and holding capacity we can provide our programmes 340 to 360 (gantry cranes, container stacker cranes, automatic bridge cranes, shifting platforms) with I-beam profiles. Further applications are conservation technology (composting plants / silo works).

We can supply these systems completely premounted and dismount or remove old systems.

### Trolley design:

For an easier assembly and maintenance of the large cable packets on the trolleys we use supports that can be loaded from the side. Rollers of large dimensions equipped with steel or plastic runners as well as damping devices and cable clamps made-to-order guarantee high availability of the flexible energy supply system regardless of the operating conditions.

I-beam programme		340	360
Max. roller diameter	[mm]	63 (50)	100 (80/112)
Max. load capacity/trolley	[kg]	150	250
Max. travel speed	[m/min]	150	250
Support diameter	[mm]	260/360/460	260/360/460

## Programme 370-385

**I** I-beam



Load capacity: up to 800 kg

### Operating conditions:

For extremely high travel speeds and extreme operating conditions we have developed a standard programme, especially for off-shore container cranes, to improve the reliability of the energy supply systems and increase the lifetime of the complete system.

A harmonization of the traveling movement during all operating conditions is achieved by an optimum combination of conventional (non-motorized cable trolleys) and motorized cable trolleys.

### Trolley design:

Chassis of large dimensions, a patented driving conception and reinforced trolley bodies guarantee an exact guidance of the relatively rigid power cables as well as the highly sensitive optical data cables. To protect the screened copper and fiber optic cables these are fixed on the supports by 2 clamping bars. To reduce the noise the main rollers are equipped with highly wear-resistant plastic runners. The drives are controlled by either standard DC or AC electronics.

I-beam programme		370	380	385
Max. roller diameter	[mm]	160 (125)	160 (125)	160 (125)
Max. load capacity/trolley	[kg]	800	800	800
Max. travel speed	[m/min]	300	300	300
Support diameter	[mm]	360/460	360/460	360/460
Drive		-	AC	DC

# Applications



*Current supply system with ideal control unit trolley on a bridge crane*



*Current supply system on fully automatic automobile welding system*



*Stainless steel cable trolleys for conservation technology*



*Container crane with rotating crab*



*Offshore container crane with motorized cable trolley system*



*Completely premounted heavy duty cable trolley system*

# Full-Liner Worldwide!



<http://www.wampfler.com>

Right round the globe, our numerous subsidiary companies and agents and our 500 staff members are ready to meet your most demanding requirements.

We work in close cooperation with our customers to develop very special solutions, researching new areas of technology and turning them into future-oriented products. To help you reach your targets, we offer you innovative technology with the highest quality, combined with a service that starts with consultation, and doesn't stop after installation.

Our worldwide marketing and communication network ensures a fast and rapid response. All our expertise is at your disposal, wherever you need it.


## Handling Systems

Equipment carriers, tool transporters, hand-operated overhead conveyor systems, jib booms, turntables, underslung cranes, cable winders, hose winders, balancers, electrical and pneumatic accessories, workbenches.




## Energy Supply Systems

Cable trolley systems, energy guiding chains, flat cables, round cables, hoses, conductor bar systems, spring-loaded and motor-driven cable reels, slip ring bodies.



## Safety Systems

Switch strips, bumpers, spiral cable systems, enclosed small chain systems, sensitive pressure mats, rubber buffers, cellular buffers, hydraulic buffers, damping elements, rubber to metal hoist units.



**wampfler**  
solutions for a moving world